

Sessions & Speakers


Finding sessions

To see the sessions being offered click on **Content Agenda** in the top navigation.

On this page you can then view sessions by:

- Track
- Day
- Tags
- Types



You can also use the search bar on the left to search for a particular session and you can view your personalized session recommendations at the top of the page.



Adding sessions to your schedule

From the Content Agenda page you can easily add sessions to your personal schedule.

When you find a session that you'd like to attend, just click on the + My Schedule button at the bottom of the session card:



The screenshot displays the CPHI Content Agenda interface. At the top is a dark blue navigation bar with links: HOME, EXHIBITORS & PRODUCTS, CONTENT AGENDA (active), NETWORK, HOW TO USE, INNOVATION GALLERY, STARTUP HUB, MEDIA PARTNER, and SPEAKERS. Below the navigation is a search bar with a 'Share link' button and a 'By name' input field. To the right of the search bar is a 'Filters' section with 'Reset all (6)' and dropdown menus for 'TAGS' and 'TYPES'. The main content area features a 'Tracks' section with tabs for 'All tracks', 'Design & Development', 'Sustainability', 'Combination Products and Biologics', 'Learning Labs', 'Pharmapack Awards', and 'Podcast'. Below the tracks is a calendar view showing dates from MAY 09 to MAY 22. A 'YOUR FILTERS' section shows selected filters: Sustainability, Combination Products and Biologics, Learning Labs, Pharmapack Awards, and Podcast. Below this is a 'Sessions (1)' section with a session card for 'meurens natural' under the 'Sustainability' track. The session title is 'Sustainability in Drug Delivery: A Green Future without compromising Safety an...' and it is scheduled for Monday, 09 May 2022, from 10:00 to 13:00 in Europe/Paris.

Joining a session

On the My Schedule page you can see all of your scheduled session and join each session at the scheduled time.

To navigate to the My Schedule page, click on the profile picture in the upper right and then choose My Schedule in the Networking section of the dropdown menu.


For each of your sessions you'll see a countdown clock and a greyed out Join button as seen here:



When it's time for a session, the Join Room section will turn green and you can simply click it to join.

On the next screen, click Continue so a quick permissions check can be done, then on the next screen click Join Room. Should you need to do any quick troubleshooting, click on the I in the upper left of the screen.

Please note, you can join up to 10 minutes before the start of your session.



CPHI 

