



# OMAN PETROLEUM & ENERGY SHOW

معرض ومؤتمر عُمان للبتروول والطاقة

Oman Petroleum & Energy Show

## MOBILE APP & WEB APP GUIDE



# MOBILE APP KEY FEATURES

## 1. CATALOGUES & LISTS


- Products and Exhibitor search, use filters
- Browse and favorite sessions and view speakers.
- Browse the Floorplan

## 2. NETWORKING & SESSIONS

- Internal messaging & Matchmaking
- Agenda (sessions and meetings)
- SPE Conference
- Capturing leads via lead scanner

## 3. ON-SITE

- QR code scanning of attendees badges, visitor ratings/notes, export of scans
- Digital Badge: every attendee can have a digital badge which can be used for lead retrieval, with a scannable QR code



# GETTING STARTED

The image features a landscape of oil pumpjacks (jack-o'-lanterns) silhouetted against a dramatic sunset sky. The sky transitions from a deep blue at the top to a bright orange and yellow near the horizon, where the sun is partially obscured by clouds. The pumpjacks are scattered across the foreground and middle ground, with one particularly large and detailed one on the right side. The overall scene conveys an industrial setting during the 'golden hour' of sunset.

# DOWNLOAD THE OPES & OSW MOBILE APP

- Download OPES & OSW Mobile App from the App Store, Google Play Store
- Search OPES & OSW, and download the app on your device
- Or please scan the QR-code below and download your OPES & OSW mobile app



QR-code



Available on the  
**App Store**




GET IT ON  
**Google Play**



# LOG-IN

## ONE-TIME PASSWORD LOGIN

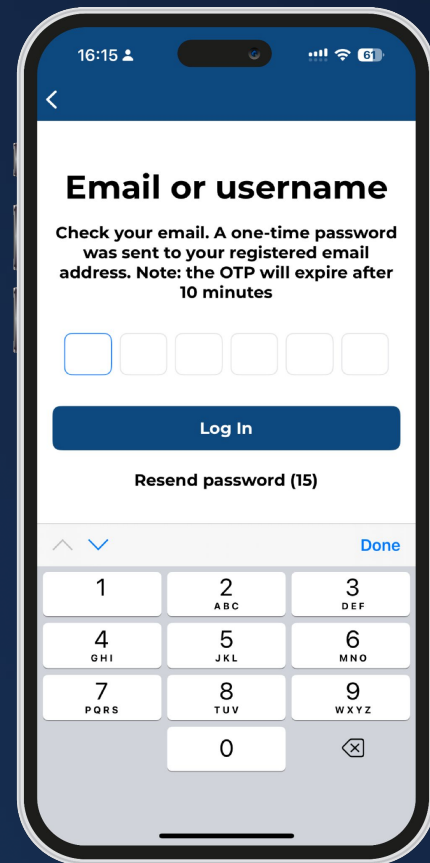

1. Registered exhibitor team members & attendees can request a one-time password to their registered email address when they need to log in.
2. The OTP will be sent to the individual email address.
3. Attendees and registered exhibitor team members can scan their badge QR code as well to login.



# HOW TO REQUEST OTP

## SIGN IN PAGE

- If you are a team member or attendee, enter your registered email address to receive an OTP via email.
- Scan your badge QR code to simply sign in.



# NAVIGATION OF KEY FEATURES UNDER MENU ICON



## EVENT INFO

- **Exhibitors:** allows you to filter and sort by product/solutions, countries and more
- **Products:** allows you to filter and sort by product listing
- **Conferences:** allows you to access the conference schedule
- **Floor Plan:** allows you to navigate through the event with an interactive floorplan

## MY ACCOUNT

- **Matchmaking :** allows you access your potential matches
- **Messages:** allows you to send messages and initiate conversations.
- **My Schedule:** allows you to save and track all your meetings and conference sessions.
- **Connections-** allows you to add in your favorite participants.

# How To Navigate Your Exhibitor Directory

Exhibitor directory section on the app allows you to filter by and access all events, product category, country and more

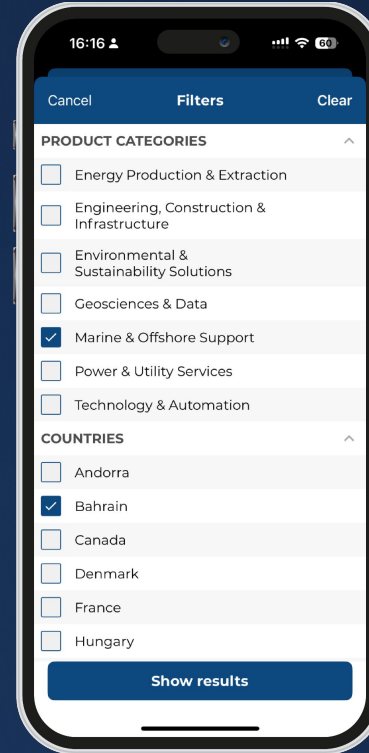
01

Menu Tab >>> Exhibitors Directory and click on the filter icon




02

Select any relevant filter and click on the “Show Results” button



03

Access exhibitor list with corresponding filters



The image shows a landscape of oil pumpjacks (jack-o'-lanterns) silhouetted against a sunset sky. The sky transitions from a bright yellow-orange near the horizon to a deep blue at the top. A semi-transparent green-to-blue gradient is overlaid on the right side of the image. The pumpjacks are scattered across the foreground and middle ground, with some showing more detail than others. The overall scene is industrial and atmospheric.

# **BADGE SCANNING & LEAD CAPTURE TOOL**

# YOUR BADGE SCANNING TOOL (MOBILE)

Lead capture scanning of badges is available for exhibitor team members and visitors.

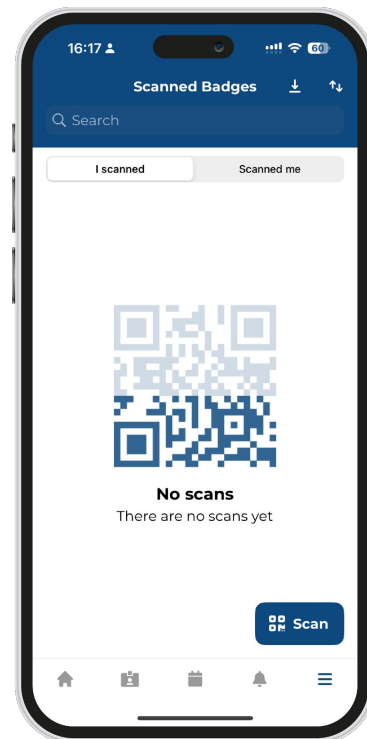
## What can you do?

- Scan badges via “Scan” button
- See the list of all badges you have scanned
- Capture leads of all visitors and exhibitors
- Rate and categorize leads
- Add notes as an exhibitor team member

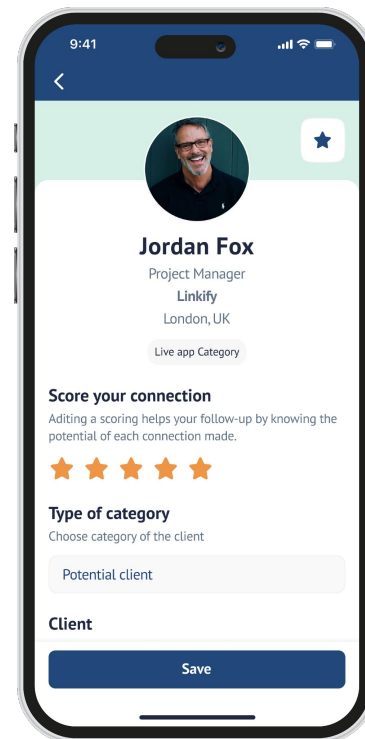
**Export your leads from the mobile app by clicking the ‘EXPORT’ button on the top right. You will receive an email, containing a list of leads compiled in an excel file.**

*\*to export the consolidated lead report of your team, please log in to your account via your email address on the website and switch to your company account.*

*\*\*via our scanner you are allowed to scan any qr-codes, however, as leads only registered users' badges will be captured*



*View your leads, export them or scan new leads*



*As an exhibitor team member or an exhibitor score your leads, make notes and edits*

# DOWNLOADING YOUR LEADS (WEB)

Lead capture scanning of badges is available for visitors and exhibitor team members

Downloading leads is also available on the Web App: [Link](#)

- **Visitors** : can login using their email address via OTP request
- **Team members**: can login using their email which was used for registration via OTP request

*\*to export the consolidated lead report of your team, please log in to the company account via the email address used for registration , the OTP code will fly out to your email address, switch to your company profile and download the leads.*

After signing in → users will land on their personal profiles  
 Click Download leads on the profile → the system will generate an excel file consisting of all the leads that were scanned during the show. The company account admin will receive all leads scanned by all members.

The screenshot shows the user's profile page for 'Salvage' (Marocco). The dashboard includes the following sections:

- Complete your profile:** A progress indicator shows 80% completion. Tasks include Logo, Team Members, Products, Company Overview, Categories, and Connections.
- Meeting requests:** A bar chart shows 75 total requests: 14 Confirmed (green), 8 Incoming (blue), 11 Pending (yellow), and 4 Cancelled (red).
- Page Likes:** 340
- Profile Views:** 234
- Products:** 36 total, with 17 likes and 17 views.
- Top performers:** A table showing performance metrics for Martha Monroe (Marketing Coordinator) and Ian Colightly (Sales Manager).
- Profile activity:** Recent events and messages, including 'The Digital Summit Conference start time has been changed from 09:00 to 10:00 today' and 'Emily Johnson favoured your product "Event Decorations"'. It also shows a message from Rita Ribeiro.
- Share your profile:** Social media sharing options for WhatsApp, Facebook, and LinkedIn.

At the bottom of the profile page, there are two prominent green buttons: '+ Add Product' and '+ Add Team Member'.

# OMAN PETROLEUM & ENERGY SHOW WEB APPLICATION

Login to [Link](#) to access the Oman Petroleum & Energy Show web application and get key insights about your online exhibitor profile

- Get quick **insights on your meetings**
- Your **top performing team members**
- Your **online interactions** with others
- Your profile **activity**
- **Download leads** (badge scans and profile interactions)
- **Setup meeting** and messaging with your interactions through the web application directly



# NETWORKING

The image features a landscape of oil pumpjacks (jack-o'-lanterns) silhouetted against a vibrant sunset sky. The sky transitions from a deep blue at the top to a bright orange and yellow near the horizon, with scattered clouds. The pumpjacks are arranged across the foreground and middle ground, with the largest one on the right side. The word "NETWORKING" is written in a bold, white, sans-serif font, centered horizontally and slightly above the middle of the image.

# NETWORKING

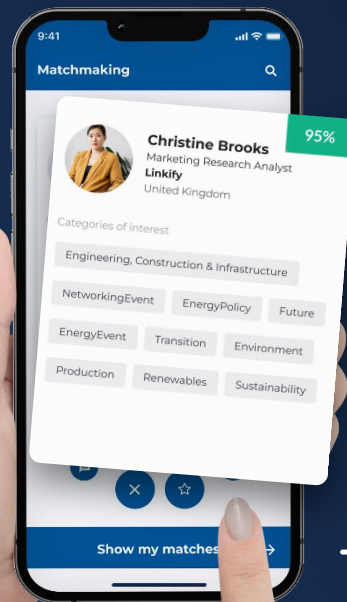
## What can you do?

- See the profile of potential matches based on your interests
- By swiping right you are marking the profile as favorite and by swiping left you are marking that profile as not relevant
- You can perform different actions with these profiles like favorite, meet, message and not relevant - using the icons above the 'Show my matches' button
- With your individual logins you can network freely and set up meetings with potential matches

Swipe left to make  
as irrelevant



Swipe right to add as  
into the Favourites

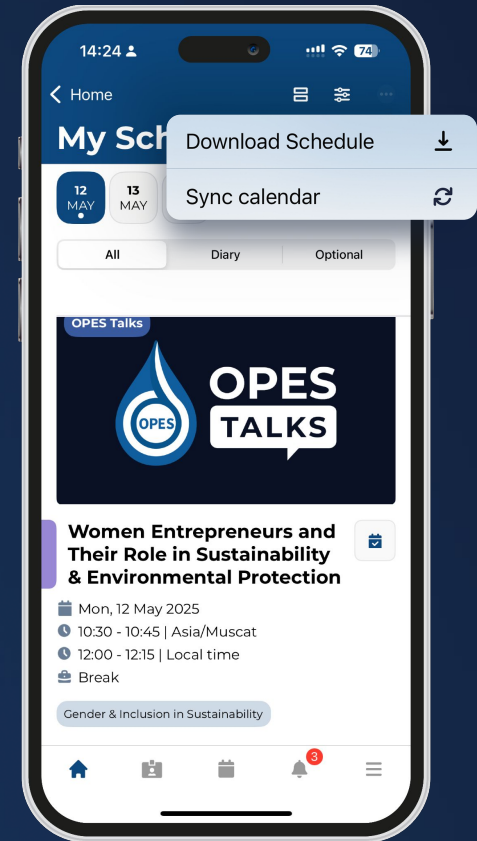


→ You can view the list  
of your Matches

# MOBILE APP: “MY SCHEDULE” SECTION

The “my schedule” section will be home to all your meetings and saved sessions

- There are two views of the my schedule now available - from the list or the calendar which you may switch as per your needs.
- In the ‘All’ tab you will find full agendas with sessions and meetings.
- In the ‘Diary’ tab you will find a list of confirmed meetings only.
- In the ‘Optional’ tab you will find favorited Conferences you added to your schedule, pending meetings requests.
- You can download your schedule in PDF format which contains all the “Confirmed” meetings and sync this meetings with your Google or Outlook Calendars.
- You can view, cancel, reschedule or confirm the meeting from this tab



A photograph of an oil field at sunset. The sky is a gradient of blue, green, and orange. Several oil pumpjacks are silhouetted against the bright sun. The text "THANK YOU" is overlaid in white, bold, sans-serif font in the center of the image.

**THANK YOU**