

**OMAN  
DESIGN  
& BUILD  
WEEK**

**OMAN  
REAL  
ESTATE  
EXPO**

Oman Design & Build Week

# MOBILE APP & WEB APP GUIDE



# MOBILE APP KEY FEATURES

## 1. CATALOGUES & LISTS

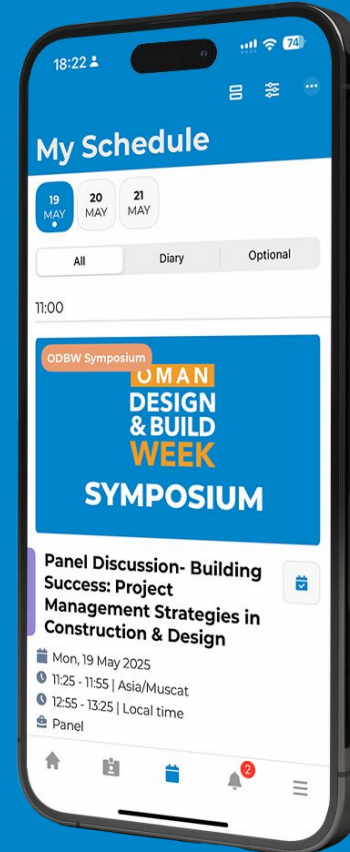
- Products and Exhibitor search, use filters
- Browse and favorite sessions and view speakers.
- Browse the Floorplan
- Browse delegates list

## 2. NETWORKING & SESSIONS

- Internal messaging & Matchmaking
- Agenda (sessions and meetings)
- Capturing leads via lead scanner

## 3. ON-SITE

- QR code scanning of attendees badges, visitor ratings/notes, export of scans
- Digital Badge: every attendee can have a digital badge which can be used for lead retrieval, with a scannable QR code




# DOWNLOAD THE OMAN DESIGN & BUILD WEEK MOBILE APP

- Download Oman Design & Build Week Mobile App from the App Store, Google Play Store
- Search Oman Design & Build Week and download the app on your device
- Or please scan the QR-code below and download your Oman Design & Build Week mobile app.



QR-code



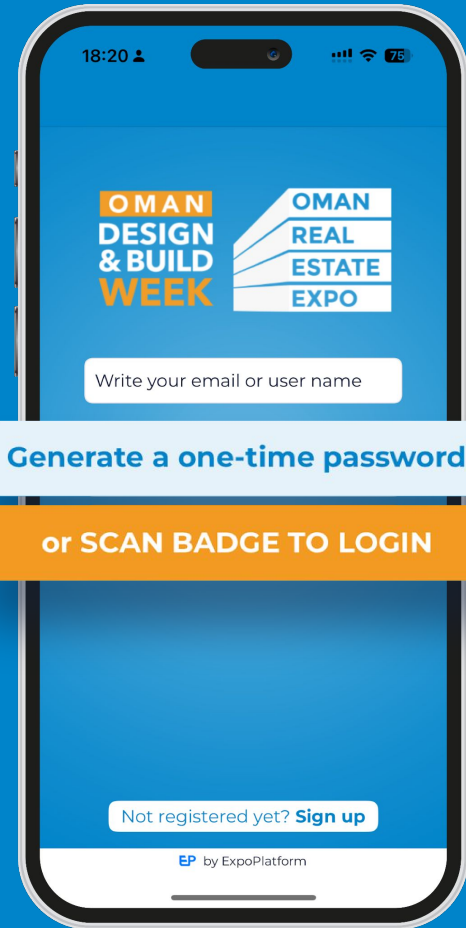
# GETTING STARTED



# LOG-IN

## ONE-TIME PASSWORD LOGIN

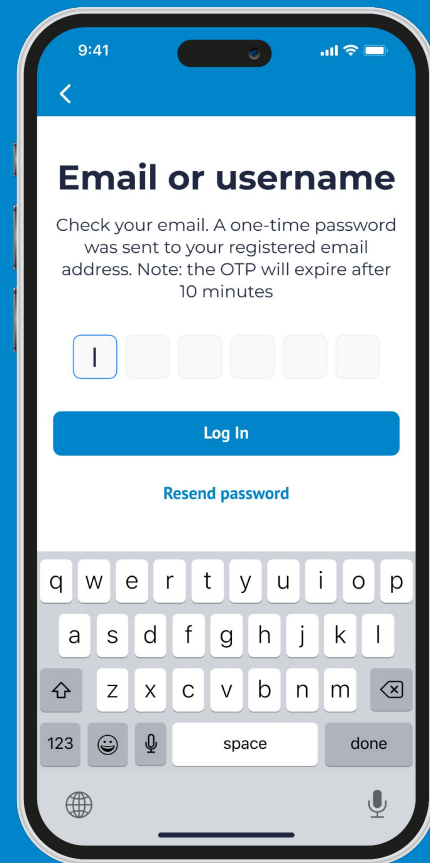
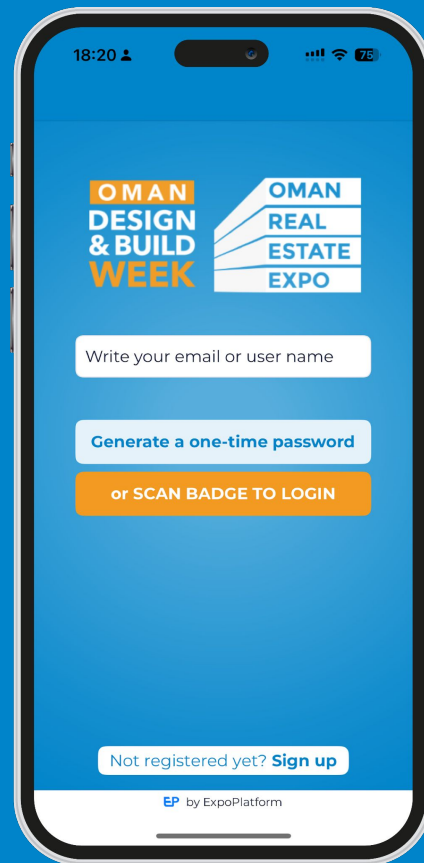
1. Registered exhibitor team members & attendees can request a one-time password to their registered email address when they need to log in.
2. The OTP will be sent to the individual email address.
3. Attendees and registered exhibitor team members can scan their badge QR code as well to login.



# HOW TO REQUEST OTP

## SIGN IN PAGE

- If you are a team member or attendee, enter your registered email address to receive an OTP via email.
- Scan your badge QR code to simply sign in.



# NAVIGATION OF KEY FEATURES UNDER MENU ICON



## EVENT INFO

- **Exhibitors:** allows you to filter and sort by product/solutions, countries and more
- **Products:** allows you to filter and sort by product listing
- **Conferences:** allows you to access the conference schedule
- **Floor Plan:** allows you to navigate through the event with an interactive floorplan

## MY ACCOUNT

- **Matchmaking :** allows you access your potential matches
- **Messages:** allows you to send messages and initiate conversations.
- **My Schedule:** allows you to save and track all your meetings and conference sessions.
- **Connections-** allows you to add in your favorite participants.

# HOW TO NAVIGATE YOUR EXHIBITOR DIRECTORY

Exhibitor directory section on the app allows you to filter by and access all events, product category, country and more

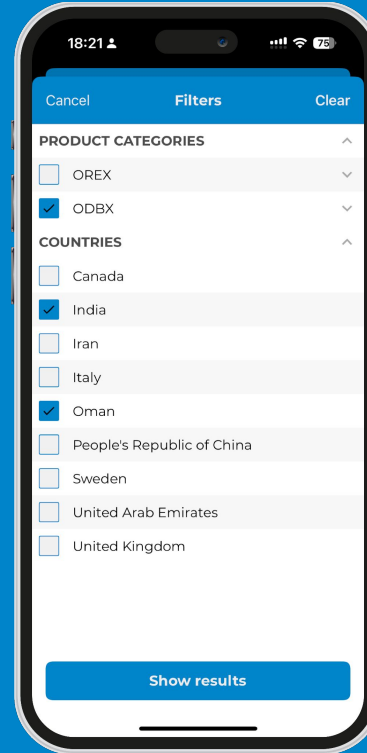
01

Menu Tab >>> Exhibitors Directory and click on the filter icon



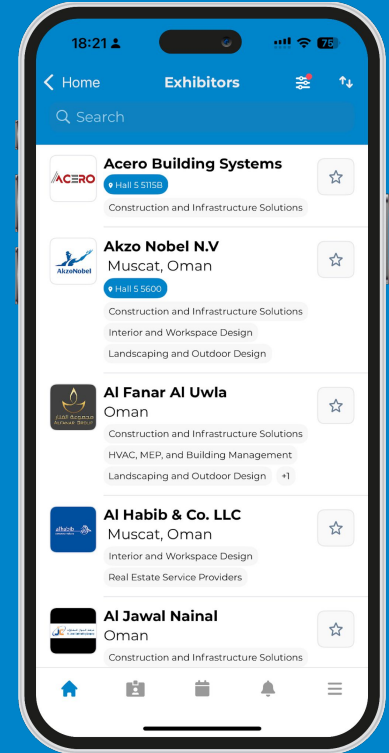
02

Select any relevant filter and click on the “Show Results” button




03

Access exhibitor list with corresponding filters



# BADGE SCANNING & LEAD CAPTURE TOOL



# YOUR BADGE SCANNING TOOL (MOBILE)

Lead capture scanning of badges is available for exhibitor team members and visitors.

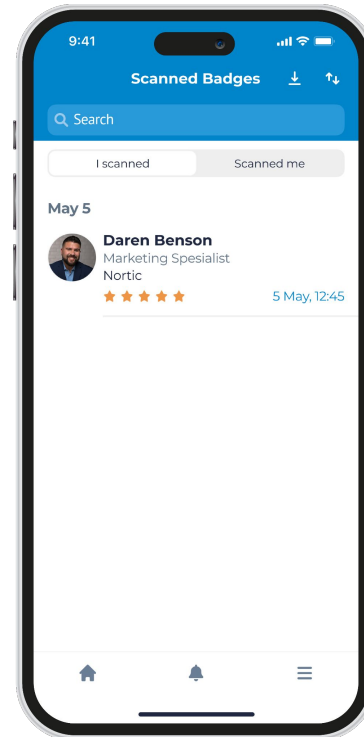
## What can you do?

- Scan badges via “Scan” button
- See the list of all badges you have scanned
- Capture leads of all visitors and exhibitors
- Rate and categorize leads
- Add notes as an exhibitor team member

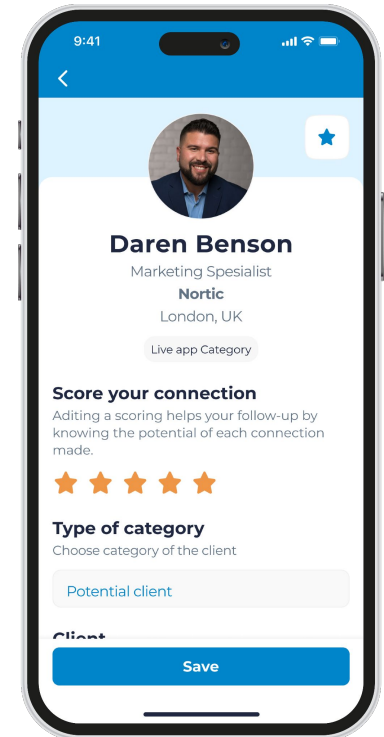
**Export your leads from the mobile app by clicking the ‘EXPORT’ button on the top right. You will receive an email, containing a list of leads compiled in an excel file.**

*\*to export the consolidated lead report of your team, please log in to your account via your email address on the website and switch to your company account.*

*\*\*via our scanner you are allowed to scan any qr-codes, however, as leads only registered users' badges will be captured*



View your leads,  
export them or scan  
new leads



As an exhibitor team member  
score your leads, make notes  
and edits

# DOWNLOADING YOUR LEADS (WEB)

Lead capture scanning of badges is available for visitors and exhibitor team members

Downloading leads is also available on the Web App: [Link](#)

- **Visitors** : can login using their email address via OTP request
- **Team members**: can login using their email which was used for registration via OTP request

*\*to export the consolidated lead report of your team, please log in to the your account via the email address used for registration , the OTP code will fly out to your email address, switch to your company profile and download the leads.*


After signing in → users will land on their personal profiles  
 Click Download leads on the profile → the system will generate an excel file consisting of all the leads that were scanned during the show. The company account admin will receive all leads scanned by all members.

The screenshot shows a user dashboard for 'Salvage' on the Oman Convention & Exhibition Centre website. The dashboard includes a 'Complete your profile' section with a progress bar at 80% and a 'Download Leads' button. The 'Meeting requests' section shows 75 total requests, with 14 confirmed, 8 incoming, 13 pending, and 4 cancelled. The 'Profile activity' section shows recent interactions, including a message from Rita Ribeiro and a product favorited by Emily Johanson. The 'Products' section shows 36 total products, and the 'Top performers' section lists Martha Monroe and Ian Goughly.

# OMAN DESIGN & BUILD WEEK WEB APPLICATION

Login to [Link](#) to access the Oman Design & Build Week Show web application and get key insights about your online exhibitor profile

- Get quick **insights on your meetings**
- Your **top performing team members**
- Your **online interactions** with others
- Your profile **activity**
- **Download leads** (badge scans and profile interactions)
- **Setup meeting** and messaging with your interactions through the web application directly



# NETWORKING



# NETWORKING

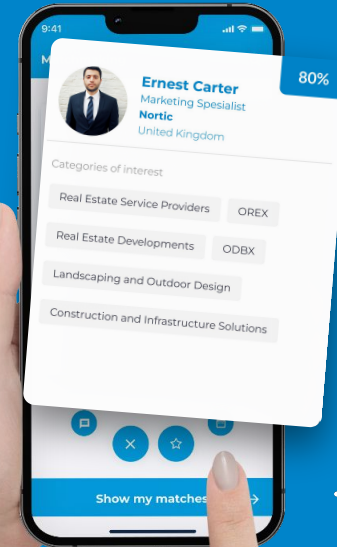
## What can you do?

- See the profile of potential matches based on your interests
- By swiping right you are marking the profile as favorite and by swiping left you are marking that profile as not relevant
- You can perform different actions with these profiles like favorite, meet, message and not relevant - using the icons above the 'Show my matches' button
- With your individual logins you can network freely and set up meetings with potential matches

Swipe left to make  
as irrelevant



Swipe right to add as  
into the Favourites

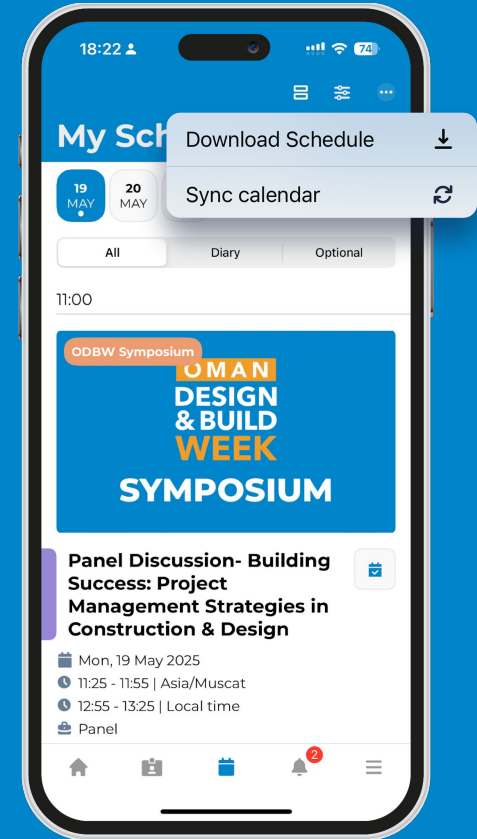


→ You can view the list  
of your Matches

# MOBILE APP: “MY SCHEDULE” SECTION

The “my schedule” section will be home to all your meetings and saved sessions

- There are two views of the my schedule now available - from the list or the calendar which you may switch as per your needs.
- In the ‘All’ tab you will find full agendas with sessions and meetings.
- In the ‘Diary’ tab you will find a list of confirmed meetings only.
- In the ‘Optional’ tab you will find favorited Conferences you added to your schedule, pending meetings requests.
- You can download your schedule in PDF format which contains all the “Confirmed” meetings and sync this meetings with your Google or Outlook Calendars.
- You can view, cancel, reschedule or confirm the meeting from this tab



**THANK YOU!**

